

Accessing Microsoft TechNet Subscriptions

The In's and Out's of using
Microsoft TechNet

Overview

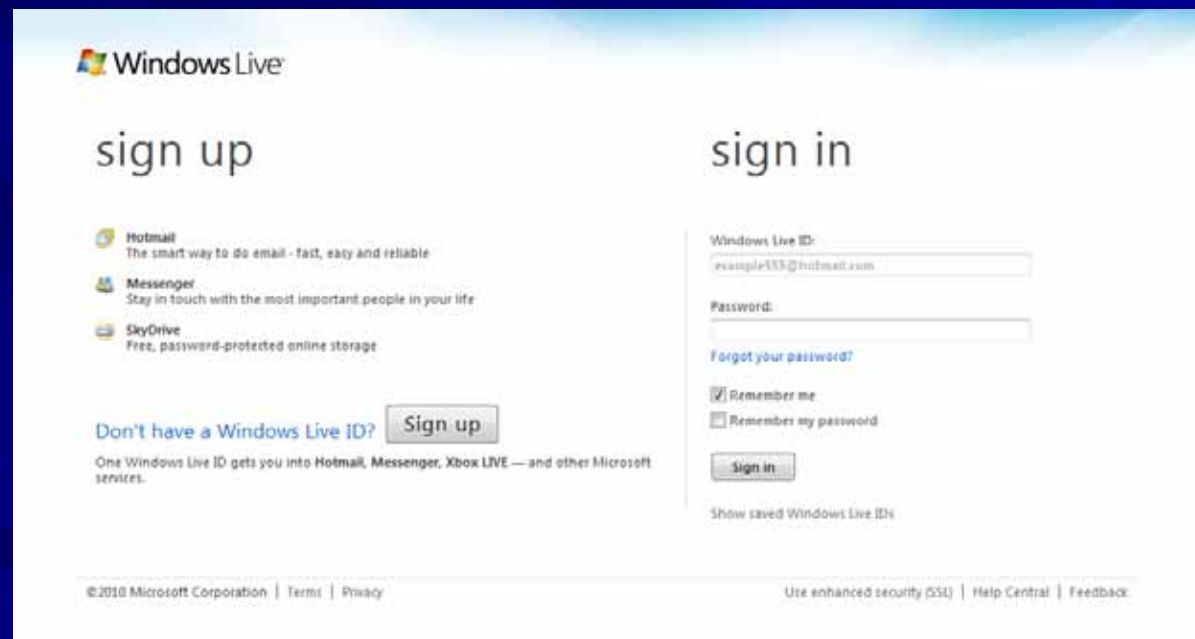
- Purchase a TechNet subscription
- Sign up for a Microsoft Live account
- Receive e-mail from SABenefits@microsoft.com
- Logon to TechNet
- Access Products and Keys
- Download software
- Generate Key
- Install Software

Purchase a TechNet subscription

- If you haven't already done so, purchase a subscription from the Treasurer.
- You should receive an e-mail within a week of your subscription purchase.

Sign up for a Microsoft Live account

- Start at <http://home.live.com/>
- Use Internet Explorer when accessing Microsoft sites. Other browsers will work, but IE just works better.



The screenshot shows the Windows Live sign up and sign in page. The page is divided into two main sections: 'sign up' and 'sign in'.

sign up

- Hotmail**: The smart way to do email - fast, easy and reliable
- Messenger**: Stay in touch with the most important people in your life
- SkyDrive**: Free, password-protected online storage

Don't have a Windows Live ID? [Sign up](#)

One Windows Live ID gets you into Hotmail, Messenger, Xbox LIVE — and other Microsoft services.

sign in

Windows Live ID:

Password:

[Forgot your password?](#)

Remember me
 Remember my password


[Sign in](#)

Show saved Windows Live IDs

©2010 Microsoft Corporation | [Terms](#) | [Privacy](#) | [Use enhanced security \(SSL\)](#) | [Help Central](#) | [Feedback](#)

Sign up for a Microsoft Live account (cont.)

- Use a Microsoft account or your own e-mail address (recommended)

Create your Windows Live ID
It gets you into all Windows Live services—and other places you see 
All information is required.

 Already using **Hotmail, Messenger, or Xbox LIVE?** [Sign in now](#)

Windows Live ID: @ hotmail.com
Or use your own e-mail address

Create a password:
6-character minimum; case sensitive

Retype password:

Alternate e-mail address:
[Or choose a security question for password reset](#)

First name:

Last name:


Country/region:

State:

ZIP code:

Gender: Male Female

Birth year:



Characters:
Enter the 8 characters you see

Clicking **I accept** means that you agree to the [Microsoft service agreement](#) and [privacy statement](#). You also agree to receive e-mail from Windows Live, Bing, and MSN with service updates, special offers, and survey invitations. You can unsubscribe at any time.

Receive e-mail from SABenefits@microsoft.com

Dear Your Name,

Please note that the contents of this e-mail message have been created by the Microsoft Software Assurance enhancements team. Microsoft is sending it to you on behalf of your organization's benefits administrator. This communication was sent from a non-monitored e-mail address. Please do not reply. If you have questions concerning this communication, or the information contained therein, please contact your Software Assurance Benefit Administrator for assistance.

Welcome to Microsoft® Software Assurance. As a Software Assurance customer, your organization is eligible for benefits which can help you get the most value from up-to-date technology. The Microsoft TechNet Software Assurance Subscription Services is one of these benefits, and you have been selected as the Benefits Contact.

TechNet Software Assurance Subscription Services includes the following resources:

TechNet Online Concierge Chat offers one-on-one, Web-based assisted search chat sessions between Microsoft online advisors and users. With Online Concierge Chat, an online advisor can help you quickly locate the information you need to troubleshoot technology issues.

TechNet Managed Newsgroups provides guaranteed next-business-day answers to your technical questions from industry colleagues. Microsoft support professionals monitor the newsgroups to help ensure accuracy.

You can access these resources online from the TechNet benefits portal at <https://technet.microsoft.com/subscriptions/manage/default.aspx>. The first time you access the benefits portal, you need the following information to register* on the site:

Your First Name: Michael

Your Last Name: Young

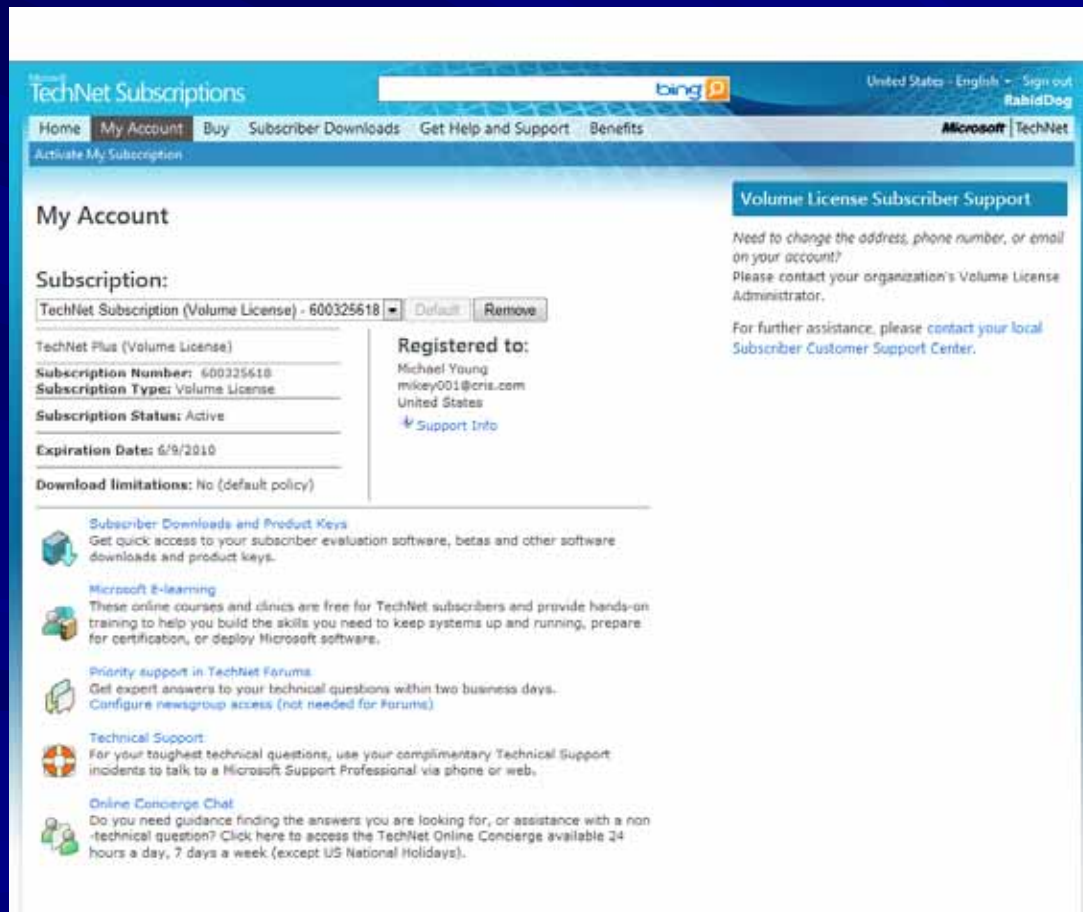
Your Email Address: mikey001@cris.com

Your Subscriber ID: TSA500xxxxxxx

.
. .
. . .
. . . .

Logon to TechNet

- Access the TechNet benefits portal at <https://technet.microsoft.com/subscriptions/manage/default.aspx>



The screenshot shows the 'My Account' page on the TechNet Subscriptions portal. The page header includes 'TechNet Subscriptions', a Bing search bar, and navigation links for 'Home', 'My Account', 'Buy', 'Subscriber Downloads', 'Get Help and Support', and 'Benefits'. The user is identified as 'RabidDog' in the United States, with an option to 'Sign out'.

My Account

Subscription:

TechNet Subscription (Volume License) - 600325618

TechNet Plus (Volume License)

Subscription Number: 600325618

Subscription Type: Volume License

Subscription Status: Active

Expiration Date: 6/9/2010

Download limitations: No (default policy)

Registered to:

Michael Young
mikey001@cris.com
United States
[Support Info](#)

Volume License Subscriber Support

Need to change the address, phone number, or email on your account?
Please contact your organization's Volume License Administrator.

For further assistance, please [contact your local Subscriber Customer Support Center](#).

Subscriber Downloads and Product Keys
Get quick access to your subscriber evaluation software, betas and other software downloads and product keys.

Microsoft E-learning
These online courses and clinics are free for TechNet subscribers and provide hands-on training to help you build the skills you need to keep systems up and running, prepare for certification, or deploy Microsoft software.

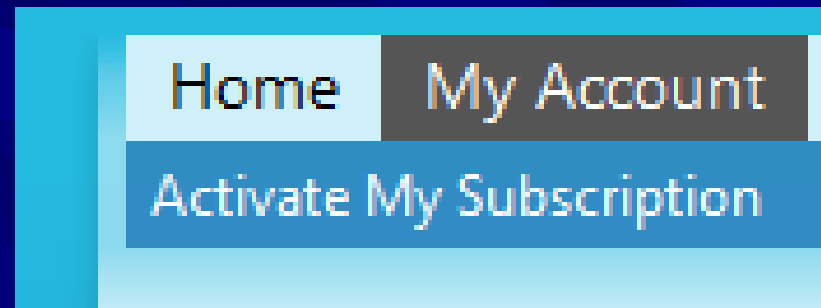
Priority support in TechNet Forums
Get expert answers to your technical questions within two business days. Configure newsgroup access (not needed for Forums).

Technical Support
For your toughest technical questions, use your complimentary Technical Support incidents to talk to a Microsoft Support Professional via phone or web.

Online Concierge Chat
Do you need guidance finding the answers you are looking for, or assistance with a non-technical question? Click here to access the TechNet Online Concierge available 24 hours a day, 7 days a week (except US National Holidays).

Logon to TechNet (cont.)

- Activate My Subscription (located in the upper left part of the screen).



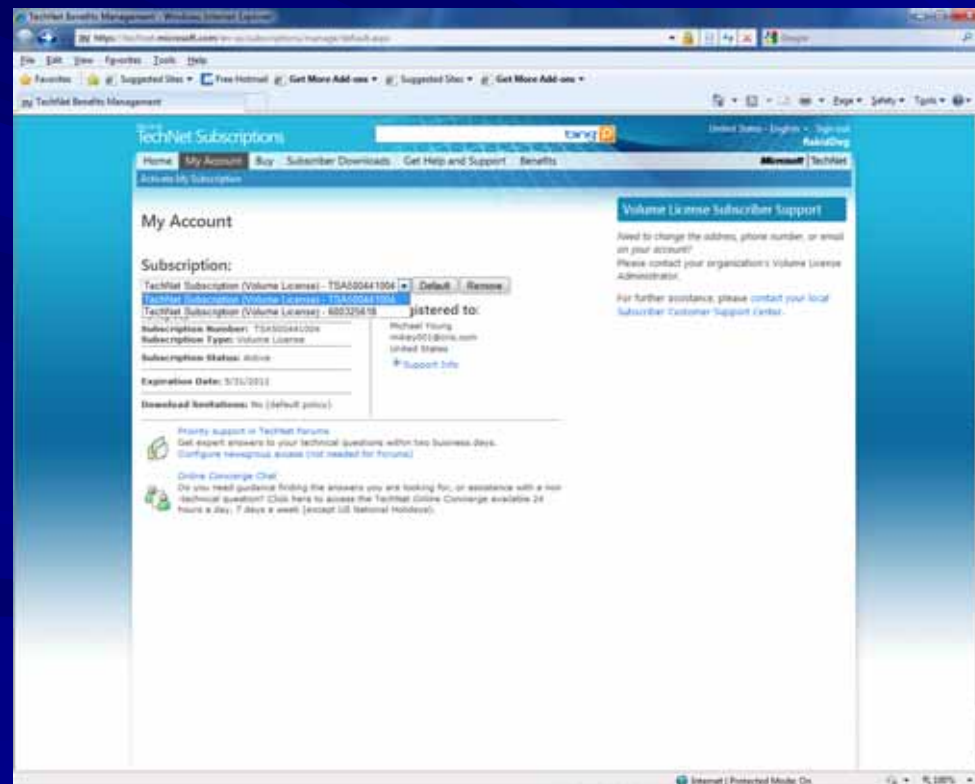
Logon to TechNet (cont.)

- Enter your information from your e-mail.

The screenshot shows a web browser window displaying the 'Activate My Subscription' page on the TechNet Subscriptions website. The page has a blue header with the 'TechNet Subscriptions' logo and navigation links like 'Home', 'My Account', 'Buy', 'Subscriber Downloads', 'Get Help and Support', and 'Benefits'. The main content area is titled 'Activate My Subscription' and includes the instruction: 'Please enter your account information below exactly as it is listed on the email you received inviting you to activate your subscription.' The form contains the following fields: 'First Name:', 'Last Name:', 'Email Address:', and 'Benefit Access Number:'. Below the form is a 'License Notice and Default Agreement' section with a scrollable text area containing legal terms and a checkbox labeled 'I acknowledge and accept.' with 'OK' and 'Cancel' buttons.

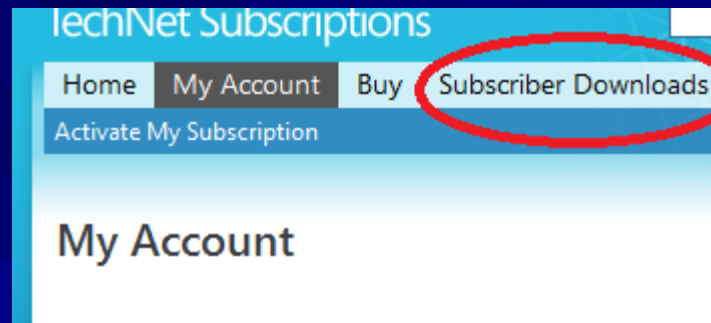
Access Products and Keys

- Once your information is entered you will be taken to the TechNet Subscriptions screen.



Access Products and Keys (cont.)

■ Choose Subscriber Downloads



Access Products and Keys (cont.)

- Now choose the products that you would like to download.



Access Products and Keys (cont.)

Microsoft TechNet Subscriptions United States - English Sign out
RabidDog

Home My Account Buy **Subscriber Downloads** Get Help and Support Benefits Microsoft TechNet

My Product Keys Download and Product Key FAQ

Search Products

Type to filter the list...

My Products

- ▶ **New Downloads(24)**
- ▶ **Applications(59)**
- ▶ **Business Solutions(25)**
- ▶ **Operating Systems(27)**
 - Compute Cluster Pack
 - MS-DOS
 - Small Business Server 2003 R2
 - Windows 3.1 (16-bit)
 - Windows 3.11 (16-bit)
 - Windows 3.2 (16-bit)
 - **Windows 7**
 - Windows Advanced Server
 - Windows CE DirectX Kit
 - Windows CE Toolkit Visual C++ 6.0
 - Windows Essential Business Server 2008
 - Windows Home Server
 - Windows Internet Explorer 7
 - Windows Internet Explorer

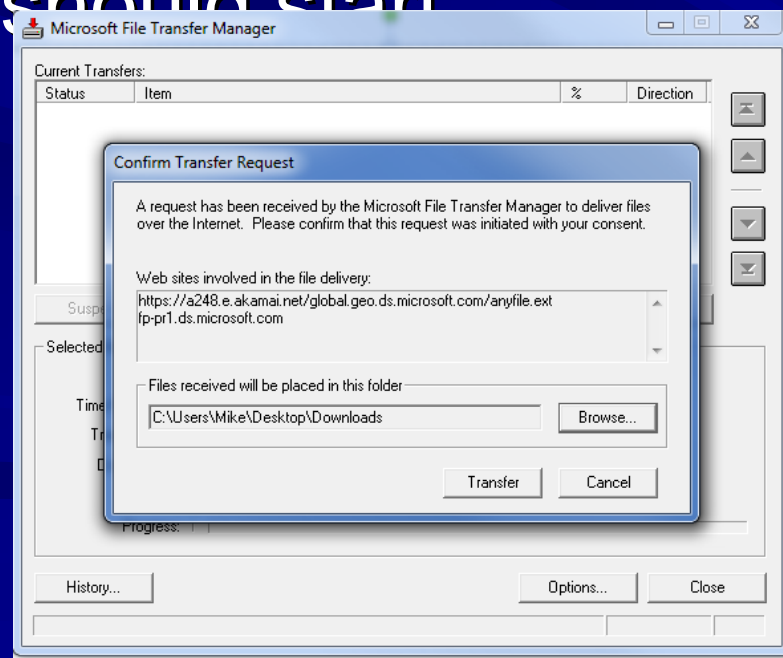
Downloads

Languages: English | Architecture Type: All

Name	Published	Details	Keys	Download
Windows Driver Kit Version 7.1.0 (x86, x64, and ia64) - DVD (English)	2/28/2010	View	View	Download 620 (MB)
Windows 7 Professional, VL Build (x64) - DVD (English)	11/12/2009	View	View	Download 2,976 (MB)
Windows 7 Professional, VL Build (x86) - DVD (English)	11/12/2009	View	View	Download 2,289 (MB)
Windows 7 Enterprise N (x64) - DVD (English)	10/22/2009	View	View	Download 2,674 (MB)
Windows 7 Enterprise N (x86) - DVD (English)	10/22/2009	View	View	Download 2,030 (MB)
Product Name	Product Keys	Type		Claimed / Maximum
Windows 7 Enterprise, N, K, and KN	H7Q6C-4F23B-YVD67-CDVY7-4FJH2	MultipleActivation		1 / 1
Windows 7 Home Premium N (x64) - DVD (English)	10/22/2009	View	View	Download 2,774 (MB)
Windows 7 Home Premium N (x86) - DVD (English)	10/22/2009	View	View	Download 2,125 (MB)
Windows 7 Professional N (x64) - DVD (English)	10/22/2009	View	View	Download 2,774 (MB)
Windows 7 Professional N (x86) - DVD (English)	10/22/2009	View	View	Download 2,125 (MB)

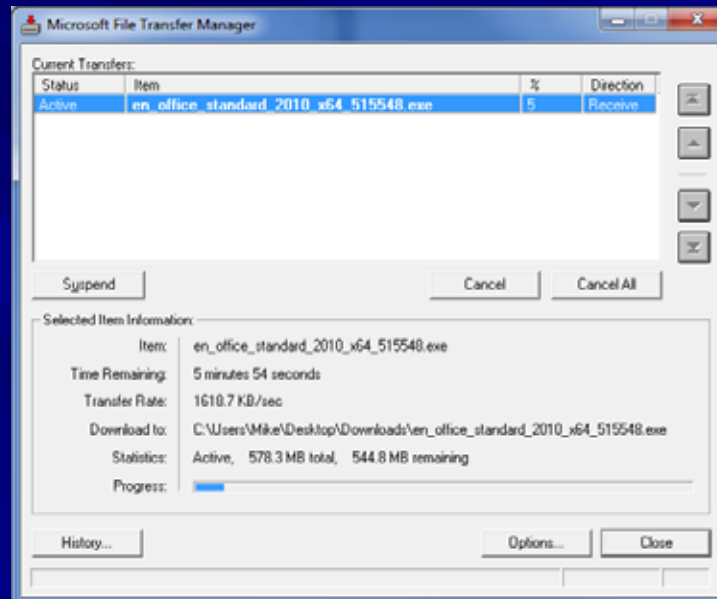
Download software

- When you choose the software, you should be prompted to begin the download. Microsoft File Transfer Manager should start



Download software (cont.)

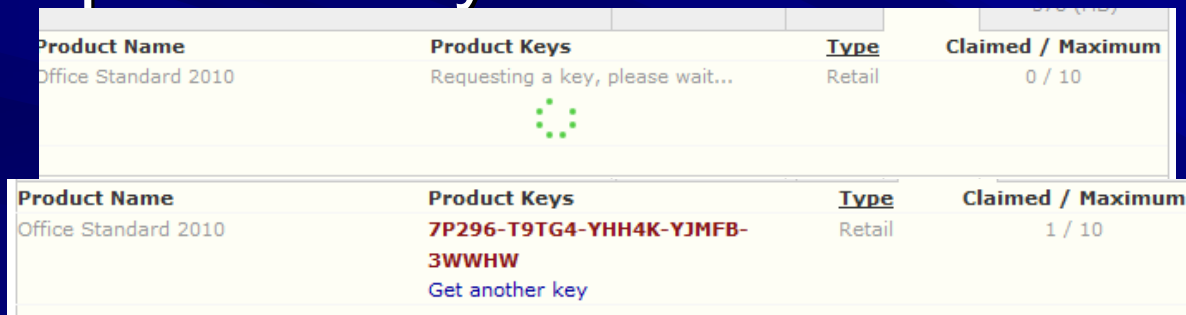
- Choose the location that you want to download the file and select Transfer.



- When the transfer is complete, access the download.

Generate Key

- While downloading the software, this is a good opportunity to generate the product key for your product.
- Select **Get** under the Product key to generate the product key.



Product Name	Product Keys	Type	Claimed / Maximum
Office Standard 2010	Requesting a key, please wait...	Retail	0 / 10

Product Name	Product Keys	Type	Claimed / Maximum
Office Standard 2010	7P296-T9TG4-YHH4K-YJMFB-3WWHW Get another key	Retail	1 / 10

- This key is what is necessary to activate the software that you have downloaded. Keep it in a text file. Copy/paste the key in the product during installation.

Install Software

- Now that you have the software, go forth and install it!
- Some software is in ISO format. You will need to create a CD-ROM/DVD from this.
- Other software is in an executable and you can install it from any source.